



P-4 VOLLEYBALL • Collated results & ranking

Liga de Voleibol Superior 2018
Results of Sunday, 15' 15e 'April' 15e '2018



MATCH RESULTS

Rondas 1ra., 2da. y 3ra.

No	Date	Teams	Set	Result per set (points)					Total Points	Time	Spectators
				1	2	3	4	5			
1	06/04/2018	MIR - CRE	0-3	19-25	21-25	19-25			59- 75	1:25	2,000
2	06/04/2018	GUE - CAR	1-3	27-29	25-23	25-27	20-25		97-104	2:05	3,000
3	08/04/2018	GUE - MIR	3-0	25-22	25-19	25-20			75- 61	1:24	1,500
4	08/04/2018	CAR - CRE	2-3	17-25	19-25	25-21	25-19	12-15	98-105	2:14	2,500
5	09/04/2018	MIR - CAR	0-3	15-25	17-25	15-25			47- 75	1:20	500
6	09/04/2018	CRE - GUE	3-0	25-15	25-18	25-18			75- 51	1:26	800
7	11/04/2018	GUE - CAR	1-3	23-25	25-23	18-25	19-25		85- 98	2:02	500
8	11/04/2018	MIR - CRE	0-3	22-25	14-25	22-25			58- 75	1:21	600
9	13/04/2018	CAR - CRE	3-2	25-21	15-25	25-22	17-25	15-13	97-106	2:16	1,974
10	13/04/2018	MIR - GUE	3-2	25-23	25-22	24-26	12-25	15- 8	101-104	2:15	1,200
11	15/04/2018	CRE - GUE	3-0	25-15	25-19	26-24			76- 58	1:28	1,000
12	15/04/2018	MIR - CAR	0-3	13-25	18-25	16-25			47- 75	1:18	1,500
13	18/04/2018	MIR - CRE									
14	18/04/2018	GUE - CAR									
15	20/04/2018	MIR - GUE									
16	20/04/2018	CAR - CRE									
17	22/04/2018	MIR - CAR									
18	22/04/2018	CRE - GUE									

TEAM RANKING

Rondas 1ra., 2da. y 3ra.

Rk	Code	Team	Matches				Results Details					Points			Sets			
			Pts	T	W	L	3-0	3-1	3-2	2-3	1-3	0-3	W	L	Ratio	W	L	Ratio
1	CRE	Cristo Rey VC	25	6	5	1	4	0	1	1	0	0	512	421	1.216	17	5	3.400
2	CAR	Caribenass VC	23	6	5	1	2	2	1	1	0	0	547	487	1.123	17	7	2.429
3	GUE	Guerreras VC	9	6	1	5	1	0	0	1	2	2	470	515	0.913	7	15	0.467
4	MIR	Mirador VC	3	6	1	5	0	0	1	0	0	5	373	479	0.779	3	17	0.176





P-2 VOLLEYBALL • Match result



Liga de Voleibol Superior 2018
Rondas 1ra., 2da. y 3ra.

Match: 7 **Date:** 11/04/2018 **Spectators:** 500
City: Santo Domingo
Hall: Palacio de Voleibol
Match duration: **Start:** 19:04 **End:** 21:06 **Total:** 2:02

Teams	Sets	1	2	3	4	5	Total
GUE	1	23	25	18	19		85
CAR	3	25	23	25	25		98
Set duration		0:31	0:33	0:26	0:23		1:53

Referees: COLLADO, Juvenal (DOM) & MARTINEZ, Julio (DOM)

GUE • Guerreras VC		1	2	3	4	5	Pts
1	Liberato Mia (WS)						
2	Gonzalez Erika (S)						
4	Burgo Dahiana (WS)	■	■	■	■		10
5	L Paniagua Laura (L)						
6	De los Santos Jarolin (MB)	□	□				
9	Hinojosa Aangelica (MB)	■	■	■	■		8
10	L Martinez Larysmer (L)	L	L	L	L		
11	Rodriguez Josealina (OP)						
12	Fis Mota Jholelisa (S)	■	■	■	■		5
13	Moareno Erasma (WS)	■	■	■	■		15
18	Cruz Sarah (WS)						
19	Binet Ana Y. (WS)	■	■	■	■		12
20	Cabada Yanelis (OP)						
21	Martinez Yinery (MB)	■	■	■	■		13

Coach: Alexandre Ceccato (BRA)
Assistant: Loren Ricardo (DOM)

CAR • Caribenas VC		1	2	3	4	5	Pts
1	Vargas Annerys (MB)	■	■	■	■		10
2	L Fernandez Winifer (L)	L	L	L	L		
3	Eve Lisvel (WS)	■	■	■	■		21
4	Nunes Sidalka (OP)						
5	Reyes Yemari (WS)	□	□		□		
6	Dominguez Camil (S)	■	■	■	■		2
8	Arias Candida (MB)	■	■	■	■		11
10	Savinon Juana (WS)	□	□	□			
12	Lalane Henneys (S)		□				
13	Rondon Cindy (MB)	■	■	■	■		2
14	Rivera Priscila (WS)	■	■	■	■		20
15	Toribio Celenia (S)	□	□				
17	Mambro Gina (OP)						
20	L Martinez Brayelin (WS)						

Coach: Cristian Cruz (DOM)
Assistant: Alberto Castro (DOM)

TEAMS AND PLAYERS PERFORMANCES

Won Pts	Total Atts	No Name	Scoring Skills	Won Pts	Total Atts	No Name
46	162	Total Team		49	150	Total Team
11	40	13 Moareno Erasma (WS)	Spike	19	51	3 Eve Lisvel (WS)
10	36	4 Burgo Dahiana (WS)		17	46	14 Rivera Priscila (WS)
12	72	Total Team	Block	15	83	Total Team
5	20	21 Martinez Yinery (MB)		5	24	8 Arias Candida (MB)
3	15	9 Hinojosa Aangelica (MB)	Serve	4	14	1 Vargas Annerys (MB)
5	86	Total Team		2	97	Total Team
2	17	19 Binet Ana Y. (WS)	Opp. error	1	14	8 Arias Candida (MB)
1	18	9 Hinojosa Aangelica (MB)	Total	1	14	14 Rivera Priscila (WS)
22		Total Team		32		Total Team
85	320	Total Team		98	330	Total Team

15	69	13 Moareno Erasma (WS)	Best Scorer	21	75	3 Eve Lisvel (WS)
----	----	------------------------	--------------------	----	----	-------------------

Excellent	Total Atts	No Name	Non scoring Skills	Excellent	Total Atts	No Name
31	116	Total Team		26	117	Total Team
9	32	19 Binet Ana Y. (WS)	Dig	8	28	2 Fernandez Winifer (L)
8	28	10 Martinez Larysmer (L)		8	19	3 Eve Lisvel (WS)
6	156	Total Team	Set	10	131	Total Team
6	129	12 Fis Mota Jholelisa (S)		10	97	6 Dominguez Camil (S)
38	88	Total Team	Reception	23	73	Total Team
17	31	10 Martinez Larysmer (L)	<u>Success - Faults</u>	12	30	2 Fernandez Winifer (L)
16	40	13 Moareno Erasma (WS)	<u># Attempts</u>	7	26	14 Rivera Priscila (WS)

■ Starting line-up Pts = Points scored [nn] = Captain
□ Substitute Atts = Attempts L = Libero
Opp = Opponent





P-2 VOLLEYBALL • Match result



Liga de Voleibol Superior 2018
Rondas 1ra., 2da. y 3ra.

Match: 8 **Date:** 11/04/2018 **Spectators:** 600
City: Santo Domingo
Hall: Palacio de Voleibol
Match duration: **Start:** 21:33 **End:** 22:54 **Total:** 1:21

Teams	Sets	1	2	3	4	5	Total
MIR	0	22	14	22			58
CRE	3	25	25	25			75
Set duration		0:28	0:22	0:25			1:15

Referees: RAMIREZ, Yury (DOM) & RUIZ, Juan (DOM)

MIR • Mirador VC		1	2	3	4	5	Pts
1	L Rodriguez Raquel (L)	L	L	L			
2	Terrero Isleim (S)						
4	Feliz Yanlis (OP)	■	■	■			15
5	Rodriguez Yaneirys (WS)	■	■	■			10
6	Severino Mesalina (MB)						
7	De la Rosa Camila (S)	■	■	■			
9	Duran Lisanet (OP)						
11	Gonzalez Geraldine (MB)	■	■	■			8
12	Calderon Erika (MB)						
13	Heredia Flormarie (WS)	■	■	■			8
14	Jimenez Mariela (MB)	■	■	■			4
15	L Suarez Pamela (L)						
17	Agramonte Belkis (WS)						
20	Lara Cindy (OP)						

Coach: Wagner Pacheco (BRA)
Assistant: Juan Capellan (DOM)

CRE • Cristo Rey VC		1	2	3	4	5	Pts
1	Asencio Erica (WS)	■	■				3
3	Payano Yulisbeth (WS)						
4	Fersola Marianne (MB)	■	■	■			6
5	L Castillo Brenda (L)	L	L	L			
8	Rabit Esthefany (MB)						
11	Gonzalez Juana (S)						
12	Guillen Madeline (WS)	■	■	■			8
13	De Jesus Aybar Perla (WS)						
14	Perez Flores Yokaty (S)	■	■	■			
15	Fabian Hernandez Ana Ligia (WS)						
16	L Paniagua Chantal (WS)						
19	Rodriguez Herrera Brenda (WS)						
22	Gonzalez Lopez Gaila Celenia (OP)	■	■	■			13
23	Rodriguez Marifranchi (MB)	■	■	■			8

Coach: Wilson Sanchez Duran (DOM)
Assistant: Jose Espinal Reynoso (DOM)

TEAMS AND PLAYERS PERFORMANCES

Won Pts	Total Atts	No Name	Scoring Skills	Won Pts	Total Atts	No Name
31	107	Total Team		36	92	Total Team
12	32	4 Feliz Yanlis (OP)	Spike	12	30	22 Gonzalez Lopez Gaila
8	26	5 Rodriguez Yaneirys (WS)		6	15	12 Guillen Madeline (WS)
9	40	Total Team	Block	7	40	Total Team
3	7	11 Gonzalez Geraldine (MB)		3	8	23 Rodriguez Marifranchi (MB)
2	6	4 Feliz Yanlis (OP)		2	12	4 Fersola Marianne (MB)
5	58	Total Team	Serve	1	74	Total Team
2	14	5 Rodriguez Yaneirys (WS)		1	12	12 Guillen Madeline (WS)
1	10	13 Heredia Flormarie (WS)				
13		Total Team	Opp. error	31		Total Team
58	205	Total Team	Total	75	206	Total Team

15	44	4 Feliz Yanlis (OP)	Best Scorer	13	49	22 Gonzalez Lopez Gaila
----	----	---------------------	--------------------	----	----	-------------------------

Excellent	Total Atts	No Name	Non scoring Skills	Excellent	Total Atts	No Name
12	78	Total Team		29	85	Total Team
4	15	1 Rodriguez Raquel (L)	Dig	14	24	5 Castillo Brenda (L)
4	15	5 Rodriguez Yaneirys (WS)		5	10	12 Guillen Madeline (WS)
3	100	Total Team	Set	17	88	Total Team
3	74	7 De la Rosa Camila (S)		14	59	14 Perez Flores Yokaty (S)
26	66	Total Team	Reception	18	44	Total Team
14	24	5 Rodriguez Yaneirys (WS)	Success - Faults	10	12	5 Castillo Brenda (L)
7	17	13 Heredia Flormarie (WS)	# Attempts	3	11	15 Fabian Hernandez Ana

■ Starting line-up Pts = Points scored [nn] = Captain
□ Substitute Atts = Attempts L = Libero
Opp = Opponent





P-2 VOLLEYBALL • Match result



Liga de Voleibol Superior 2018
Rondas 1ra., 2da. y 3ra.

Match: 9 **Date:** 13/04/2018 **Spectators:** 1,974
City: Santo Domingo
Hall: Palacio de Voleibol
Match duration: **Start:** 19:05 **End:** 21:21 **Total:** 2:16

Teams	Sets	1	2	3	4	5	Total
CAR	3	25	15	25	17	15	97
CRE	2	21	25	22	25	13	106
Set duration		0:24	0:26	0:27	0:24	0:23	2:04

Referees: RAMIREZ, Yury (DOM) & VALDEZ, Sandy (DOM)

CAR • Caribenass VC		1	2	3	4	5	Pts
1	Vargas Annerys (MB)	■	■	■	■	■	14
2	L Fernandez Winifer (L)	L	L	L	L	L	
3	Eve Lisvel (WS)	■	■	■	■	■	18
4	Nunes Sidalka (OP)						
5	Reyes Yemari (WS)	□		□		□	
6	Dominguez Camil (S)	■	■	■	■	■	3
8	Arias Candida (MB)	■	■	■	■	■	9
10	Savinon Juana (WS)	□		□	□	□	1
12	Lalane Henneys (S)						
13	Rondon Cindy (MB)	■	■	■	■	■	1
14	Rivera Priscila (WS)	■	■	■	■	■	24
15	Toribio Celenia (S)	□				□	
17	Mamburu Gina (OP)						
20	L Martinez Brayelin (WS)						

Coach: Cristian Cruz (DOM)
Assistant: Alberto Castro (DOM)

CRE • Cristo Rey VC		1	2	3	4	5	Pts
1	Asencio Erica (WS)	■	■	■	■	■	12
3	Payano Yulisbeth (WS)						
4	Fersola Marianne (MB)	■	■	■	■	■	10
5	L Castillo Brenda (L)	L	L	L	L	L	
7	Cornelio Romina (WS)	□					
11	Gonzalez Juana (S)	□		□	□	□	2
12	Guillen Madeline (WS)	■	■	■	■	■	12
13	De Jesus Aybar Perla (WS)						
14	Perez Flores Yokaty (S)	■	■	■	■	■	4
15	Fabian Hernandez Ana Ligia (WS)	□		□	□	□	
16	L Paniagua Chantal (WS)						
19	Rodriguez Herrera Brenda (WS)						
22	Gonzalez Lopez Gaila Celenia (OP)	■	■	■	■	■	23
23	Rodriguez Marifranchi (MB)	■	■	■	■	■	9

Coach: Wilson Sanchez Duran (DOM)
Assistant: Jose Espinal Reynoso (DOM)

TEAMS AND PLAYERS PERFORMANCES

Won Pts	Total Atts	No Name
48	153	Total Team
22	57	14 Rivera Priscila (WS)
14	49	3 Eve Lisvel (WS)
18	79	Total Team
5	15	1 Vargas Annerys (MB)
5	21	8 Arias Candida (MB)
4	97	Total Team
1	7	10 Savinon Juana (WS)
1	19	14 Rivera Priscila (WS)
27		Total Team
97	329	Total Team

24	87	14 Rivera Priscila (WS)
----	----	-------------------------

Scoring Skills
Spike
Block
Serve
Opp. error
Total

Best Scorer

Won Pts	Total Atts	No Name
51	144	Total Team
18	48	22 Gonzalez Lopez Gaila
10	26	1 Asencio Erica (WS)
14	61	Total Team
6	17	4 Fersola Marianne (MB)
3	20	23 Rodriguez Marifranchi (MB)
7	106	Total Team
5	26	22 Gonzalez Lopez Gaila
2	18	14 Perez Flores Yokaty (S)
34		Total Team
106	311	Total Team

23	81	22 Gonzalez Lopez Gaila
----	----	-------------------------

Excellent	Total Atts	No Name
37	113	Total Team
15	29	2 Fernandez Winifer (L)
11	27	14 Rivera Priscila (WS)
9	151	Total Team
9	129	6 Dominguez Camil (S)
23	91	Total Team
11	30	2 Fernandez Winifer (L)
10	35	3 Eve Lisvel (WS)

Non scoring Skills
Dig
Set
Reception
Success - Faults
Attempts

Excellent	Total Atts	No Name
36	116	Total Team
22	41	5 Castillo Brenda (L)
4	21	22 Gonzalez Lopez Gaila
5	143	Total Team
5	110	14 Perez Flores Yokaty (S)
34	88	Total Team
19	30	5 Castillo Brenda (L)
9	29	1 Asencio Erica (WS)

■ Starting line-up Pts = Points scored [nn] = Captain
□ Substitute Atts = Attempts L = Libero
Opp = Opponent





P-2 VOLLEYBALL • Match result



Liga de Voleibol Superior 2018
Rondas 1ra., 2da. y 3ra.

Match: 10 **Date:** 13/04/2018 **Spectators:** 1,200
City: Santo Domingo
Hall: Palacio de Voleibol
Match duration: **Start:** 21:48 **End:** 0:03 **Total:** 2:15

Teams	Sets	1	2	3	4	5	Total
MIR	3	25	25	24	12	15	101
GUE	2	23	22	26	25	8	104
Set duration		0:32	0:25	0:30	0:21	0:15	2:03

Referees: COLLADO, Juvenal (DOM) & HERNANDEZ, Yeimy (DOM)

MIR • Mirador VC		1	2	3	4	5	Pts
1	L Rodriguez Raquel (L)	L	L	L	L		
2	Terrero Isleim (S)						
4	Feliz Yanlis (OP)	■	■	■	■	■	13
5	Rodriguez Yaneirys (WS)	■	■	■	■	■	16
6	Severino Mesalina (MB)					□	
7	De la Rosa Camila (S)	■	■	■	■	■	5
8	Martinez Nathalia (WS)	□	■	■	■	■	23
9	Duran Lisanet (OP)					□	
11	Gonzalez Geraldine (MB)	■	■	■	■	■	11
12	Calderon Erika (MB)						
13	Heredia Flormarie (WS)	■	□	□		□	3
14	Jimenez Mariela (MB)	■	■	■	■	■	7
15	L Suarez Pamela (L)				L	L	
17	Agramonte Belkis (WS)						

Coach: Wagner Pacheco (BRA)
Assistant: Juan Capellan (DOM)

GUE • Guerreras VC		1	2	3	4	5	Pts
1	Liberato Mia (WS)						
2	Gonzalez Erika (S)						
4	Burgo Dahiana (WS)	□	□	□	□	□	1
5	L Paniagua Laura (L)						
6	De los Santos Jarolin (MB)						
9	Hinojosa Aangelica (MB)	■	■	■	■	■	10
10	L Martinez Larysmer (L)	L	L	L	L	L	
11	Rodriguez Josealina (OP)	■	■	■	■	■	19
12	Fis Mota Jholelisa (S)	■	■	■	■	■	2
13	Moareno Erasma (WS)	■	■	■	■	■	18
14	Jimenez Lisette (S)						
18	Cruz Sarah (WS)						
19	Binet Ana Y. (WS)	■	■	■	■	■	7
21	Martinez Yinery (MB)	■	■	■	■	■	11

Coach: Alexandre Ceccato (BRA)
Assistant: Loren Ricardo (DOM)

TEAMS AND PLAYERS PERFORMANCES

Won Pts	Total Atts	No Name	Scoring Skills	Won Pts	Total Atts	No Name
60	158	Total Team		53	153	Total Team
20	49	8 Martinez Nathalia (WS)	Spike	19	53	11 Rodriguez Josealina (OP)
14	46	5 Rodriguez Yaneirys (WS)		15	43	13 Moareno Erasma (WS)
15	65	Total Team	Block	12	75	Total Team
5	15	11 Gonzalez Geraldine (MB)		6	24	21 Martinez Yinery (MB)
3	22	14 Jimenez Mariela (MB)	Serve	5	20	9 Hinojosa Aangelica (MB)
3	101	Total Team		3	104	Total Team
2	17	8 Martinez Nathalia (WS)	Opp. error	2	22	13 Moareno Erasma (WS)
1	8	13 Heredia Flormarie (WS)	Total	1	14	12 Fis Mota Jholelisa (S)
23		Total Team		36		Total Team
101	324	Total Team		104	332	Total Team
23	72	8 Martinez Nathalia (WS)	Best Scorer	19	80	11 Rodriguez Josealina (OP)
41	116	Total Team	Non scoring Skills	45	113	Total Team
14	28	5 Rodriguez Yaneirys (WS)	Dig	17	25	19 Binet Ana Y. (WS)
7	20	4 Feliz Yanlis (OP)		10	19	11 Rodriguez Josealina (OP)
6	150	Total Team	Set	6	151	Total Team
6	123	7 De la Rosa Camila (S)		6	123	12 Fis Mota Jholelisa (S)
37	95	Total Team	Reception	43	81	Total Team
18	42	1 Rodriguez Raquel (L)	Success - Faults	19	31	19 Binet Ana Y. (WS)
5	20	8 Martinez Nathalia (WS)	# Attempts	18	36	10 Martinez Larysmer (L)

■ Starting line-up Pts = Points scored [nn] = Captain
□ Substitute Atts = Attempts L = Libero
Opp = Opponent





P-2 VOLLEYBALL • Match result



Liga de Voleibol Superior 2018
Rondas 1ra., 2da. y 3ra.

Match: 11 **Date:** 15/04/2018 **Spectators:** 1,000
City: Santo Domingo
Hall: Palacio de Voleibol
Match duration: **Start:** 16:00 **End:** 17:28 **Total:** 1:28

Teams	Sets	1	2	3	4	5	Total
CRE	3	25	25	26			76
GUE	0	15	19	24			58
Set duration		0:22	0:29	0:31			1:22

Referees: MATEO, Nestor (DOM) & RAMIREZ, Yury (DOM)

CRE • Cristo Rey VC		1	2	3	4	5	Pts
1	Asencio Erica (WS)						
3	Payano Yulisbeth (WS)	□	□				
4	Fersola Marianne (MB)	■	■	■			6
5	L Castillo Brenda (L)	L	L	L			
7	Cornelio Romina (WS)				□		1
11	Gonzalez Juana (S)	□	□	□			1
12	Guillen Madeline (WS)	■	■	■			4
13	De Jesus Aybar Perla (WS)				□		
14	Perez Flores Yokaty (S)	■	■	■			3
15	Fabian Hernandez Ana Ligia (WS)	■	■	■			5
16	L Paniagua Chantal (WS)				L		
19	Rodriguez Herrera Brenda (WS)						
22	Gonzalez Lopez Gaila Celenia (OP)	■	■	■			21
23	Rodriguez Marifranchi (MB)	■	■	■			12

Coach: Wilson Sanchez Duran (DOM)
Assistant: Jose Espinal Reynoso (DOM)

GUE • Guerreras VC		1	2	3	4	5	Pts
2	Gonzalez Erika (S)	□	□	□			
4	Burgo Dahiana (WS)	□		■			4
5	Paniagua Laura (L)	□	□	□			
6	De los Santos Jarolin (MB)						
9	Hinojosa Aangelica (MB)	■	■	■			3
10	L Martinez Larysmer (L)	L	L	L			
11	Rodriguez Josealina (OP)	■	■	■			5
12	Fis Mota Jholelisa (S)	■	■	■			
13	Moareno Erasma (WS)	■	■	■			15
18	Cruz Sarah (WS)						
19	Binet Ana Y. (WS)	■	■	□			6
21	Martinez Yinery (MB)	■	■	■			6

Coach: Alexandre Ceccato (BRA)
Assistant: Loren Ricardo (DOM)

TEAMS AND PLAYERS PERFORMANCES

Won Pts	Total Atts	No Name
38	111	Total Team
15	37	22 Gonzalez Lopez Gaila
8	16	23 Rodriguez Marifranchi (MB)
9	54	Total Team
4	12	23 Rodriguez Marifranchi (MB)
2	21	4 Fersola Marianne (MB)
6	74	Total Team
6	17	22 Gonzalez Lopez Gaila
23		Total Team
76	239	Total Team

Scoring Skills
Spike
Block
Serve
Opp. error
Total

Won Pts	Total Atts	No Name
32	117	Total Team
15	47	13 Moareno Erasma (WS)
6	19	19 Binet Ana Y. (WS)
3	40	Total Team
2	10	21 Martinez Yinery (MB)
1	14	9 Hinojosa Aangelica (MB)
4	60	Total Team
2	14	21 Martinez Yinery (MB)
2	4	4 Burgo Dahiana (WS)
19		Total Team
58	217	Total Team

21	58	22 Gonzalez Lopez Gaila
----	----	-------------------------

Best Scorer		
15	59	13 Moareno Erasma (WS)

15	59	13 Moareno Erasma (WS)
----	----	------------------------

Excellent	Total Atts	No Name
34	110	Total Team
17	39	5 Castillo Brenda (L)
6	18	12 Guillen Madeline (WS)
9	107	Total Team
9	74	14 Perez Flores Yokaty (S)
13	51	Total Team
8	14	5 Castillo Brenda (L)
4	18	12 Guillen Madeline (WS)

Non scoring Skills
Dig
Set
Reception
Success - Faults
Attempts

Excellent	Total Atts	No Name
40	104	Total Team
14	26	10 Martinez Larysmer (L)
13	23	19 Binet Ana Y. (WS)
2	120	Total Team
2	80	12 Fis Mota Jholelisa (S)
16	64	Total Team
7	28	13 Moareno Erasma (WS)

■ Starting line-up Pts = Points scored [nn] = Captain
□ Substitute Atts = Attempts L = Libero
Opp = Opponent





P-2 VOLLEYBALL • Match result



Liga de Voleibol Superior 2018
Rondas 1ra., 2da. y 3ra.

Match: 12 **Date:** 15/04/2018 **Spectators:** 1,500
City: Santo Domingo
Hall: Palacio de Voleibol
Match duration: **Start:** 18:00 **End:** 19:18 **Total:** 1:18

Teams	Sets	1	2	3	4	5	Total
MIR	0	13	18	16			47
CAR	3	25	25	25			75
Set duration		0:21	0:25	0:26			1:12

Referees: COLLADO, Juvenal (DOM) & HERNANDEZ, Yeimy (DOM)

MIR • Mirador VC		1	2	3	4	5	Pts
1	L Rodriguez Raquel (L)		L				
2	Terrero Isleim (S)			□			
4	Feliz Yanlis (OP)	■	■	■			11
5	Rodriguez Yaneirys (WS)	■	■	□			3
6	Severino Mesalina (MB)			□			
7	De la Rosa Camila (S)	■	■	■			1
8	Martinez Nathalia (WS)	■	■	■			6
9	Duran Lisanet (OP)	□	□				1
11	Gonzalez Geraldine (MB)	■	■	■			6
12	Calderon Erika (MB)						
13	Heredia Flormarie (WS)			□	■		4
14	Jimenez Mariela (MB)	■	■	■			5
15	L Suarez Pamela (L)			L	L		
17	Agramonte Belkis (WS)						

Coach: Wagner Pacheco (BRA)
Assistant: Juan Capellan (DOM)

CAR • Caribenas VC		1	2	3	4	5	Pts
1	Vargas Annerys (MB)	■	■	■			12
2	L Fernandez Winifer (L)	L	L	L			
3	Eve Lisvel (WS)	■	■	■			16
4	Nunes Sidalka (OP)						
5	Reyes Yemari (WS)	□		□			
6	Dominguez Camil (S)	■	■	■			2
8	Arias Candida (MB)	■	■	■			2
10	Savinon Juana (WS)			□			
12	Lalane Henneys (S)						
13	Rondon Cindy (MB)	■	■	■			2
14	Rivera Priscila (WS)	■	■	■			18
15	Toribio Celenia (S)			□			
17	Mambro Gina (OP)						
20	L Martinez Brayelin (WS)						

Coach: Cristian Cruz (DOM)
Assistant: Alberto Castro (DOM)

TEAMS AND PLAYERS PERFORMANCES

Won Pts	Total Atts	No Name
33	121	Total Team
11	25	4 Feliz Yanlis (OP)
6	27	8 Martinez Nathalia (WS)
3	33	Total Team
2	6	11 Gonzalez Geraldine (MB)
1	2	7 De la Rosa Camila (S)
1	49	Total Team
1	15	14 Jimenez Mariela (MB)
10		Total Team
47	203	Total Team

Scoring Skills
Spike
Block
Serve
Opp. error
Total

Won Pts	Total Atts	No Name
39	97	Total Team
15	28	3 Eve Lisvel (WS)
13	38	14 Rivera Priscila (WS)
13	48	Total Team
6	12	1 Vargas Annerys (MB)
5	9	14 Rivera Priscila (WS)
0	73	Total Team
23		Total Team
75	218	Total Team

11	34	4 Feliz Yanlis (OP)
----	----	---------------------

Best Scorer		
18	53	14 Rivera Priscila (WS)

18	53	14 Rivera Priscila (WS)
----	----	-------------------------

Excellent	Total Atts	No Name
21	88	Total Team
9	20	5 Rodriguez Yaneirys (WS)
3	12	14 Jimenez Mariela (MB)
5	111	Total Team
5	93	7 De la Rosa Camila (S)
38	69	Total Team
11	14	5 Rodriguez Yaneirys (WS)
9	17	13 Heredia Flormarie (WS)

Non scoring Skills
Dig
Set
Reception
Success - Faults
Attempts

Excellent	Total Atts	No Name
23	83	Total Team
15	26	2 Fernandez Winifer (L)
5	13	3 Eve Lisvel (WS)
7	93	Total Team
7	59	6 Dominguez Camil (S)
16	36	Total Team
7	14	2 Fernandez Winifer (L)
5	15	3 Eve Lisvel (WS)

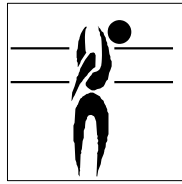
■ Starting line-up Pts = Points scored [nn] = Captain
 □ Substitute Atts = Attempts L = Libero
 Opp = Opponent





P-5 VOLLEYBALL • Players ranking by skills

Liga de Voleibol Superior 2018



Best Scorers

Rk	No	Name	Team	Spike	Block	Serve	Total
1	22	Gonzalez Lopez Gaila Celenia (OP)	CRE	95	4	15	114
1	3	Eve Lisvel (WS)	CAR	97	11	6	114
3	14	Rivera Priscila (WS)	CAR	95	9	5	109
4	1	Vargas Annerys (MB)	CAR	48	35	0	83
5	13	Moareno Erasma (WS)	GUE	67	6	5	78
6	4	Feliz Yanlis (OP)	MIR	55	5	4	64
7	4	Fersola Marianne (MB)	CRE	40	19	3	62
8	21	Martinez Yinery (MB)	GUE	35	21	4	60
9	23	Rodriguez Marifranchi (MB)	CRE	34	23	1	58
10	5	Rodriguez Yaneirys (WS)	MIR	46	6	3	55
11	19	Binet Ana Y. (WS)	GUE	45	3	4	52
12	12	Guillen Madeline (WS)	CRE	43	7	1	51
13	11	Rodriguez Josealina (OP)	GUE	46	0	0	46
14	8	Arias Candida (MB)	CAR	18	17	4	39
15	11	Gonzalez Geraldine (MB)	MIR	20	17	1	38
16	13	Heredia Flormarie (WS)	MIR	27	7	3	37
16	9	Hinojosa Aangelica (MB)	GUE	18	17	2	37
18	1	Asencio Erica (WS)	CRE	29	6	1	36
19	8	Martinez Nathalia (WS)	MIR	26	1	2	29
20	4	Burgo Dahiana (WS)	GUE	21	3	2	26
21	14	Jimenez Mariela (MB)	MIR	13	10	2	25
22	7	De la Rosa Camila (S)	MIR	10	6	3	19
23	13	Rondon Cindy (MB)	CAR	7	8	1	16
24	15	Fabian Hernandez Ana Ligia (WS)	CRE	11	0	1	12
24	4	Nunes Sidalka (OP)	CAR	11	1	0	12
26	12	Fis Mota Jholelisa (S)	GUE	6	2	3	11
26	6	Dominguez Camil (S)	CAR	5	5	1	11
28	14	Perez Flores Yokaty (S)	CRE	5	2	3	10
29	1	Rodriguez Raquel (L)	MIR	4	1	1	6
29	11	Gonzalez Juana (S)	CRE	5	1	0	6
31	9	Duran Lisanet (OP)	MIR	2	2	0	4
32	7	Cornelio Romina (WS)	CRE	2	1	0	3
33	12	Calderon Erika (MB)	MIR	1	0	0	1
33	10	Savinon Juana (WS)	CAR	0	0	1	1
35	2	Terrero Isleim (S)	MIR	0	0	0	0
35	3	Antonino Sherlin (OP)	MIR	0	0	0	0
35	6	Severino Mesalina (MB)	MIR	0	0	0	0
35	15	Suarez Pamela (L)	MIR	0	0	0	0
35	17	Agramonte Belkis (WS)	MIR	0	0	0	0
35	20	Lara Cindy (OP)	MIR	0	0	0	0
35	3	Payano Yulisbeth (WS)	CRE	0	0	0	0
35	5	Castillo Brenda (L)	CRE	0	0	0	0
35	8	Rabit Esthefany (MB)	CRE	0	0	0	0
35	13	De Jesus Aybar Perla (WS)	CRE	0	0	0	0
35	16	Paniagua Chantal (WS)	CRE	0	0	0	0
35	19	Rodriguez Herrera Brenda (WS)	CRE	0	0	0	0
35	1	Liberato Mia (WS)	GUE	0	0	0	0
35	2	Gonzalez Erika (S)	GUE	0	0	0	0
35	5	Paniagua Laura (L)	GUE	0	0	0	0
35	6	De los Santos Jarolin (MB)	GUE	0	0	0	0
Total tournament				987	256	82	1,325





Best Spikers

Limit: 15.00%

Rk	No	Name	Team	Spikes	Faults	Shots	Total Attempts	Succ. %
1	22	Gonzalez Lopez Gaila Celenia (OP)	CRE	95	30	117	242	39.26
2	3	Eve Lisvel (WS)	CAR	97	34	124	255	38.04
3	14	Rivera Priscila (WS)	CAR	95	26	142	263	36.12
4	4	Feliz Yanlis (OP)	MIR	55	28	79	162	33.95
5	11	Rodriguez Josealina (OP)	GUE	46	16	76	138	33.33
6	12	Guillen Madeline (WS)	CRE	43	17	77	137	31.39
7	13	Moareno Erasma (WS)	GUE	67	24	124	215	31.16
8	5	Rodriguez Yaneirys (WS)	MIR	46	25	79	150	30.67
9	13	Heredia Flormarie (WS)	MIR	27	20	67	114	23.68
10	19	Binet Ana Y. (WS)	GUE	45	21	127	193	23.32
Total Tournament				987	420	1,627	3,034	32.53



Best Blockers


Rk	No	Name	Team	Kill Blocks	Faults	Rebounds	Total Attempts	Avg. by set
1	1	Vargas Annerys (MB)	CAR	35	25	36	96	1.46
2	23	Rodriguez Marifranchi (MB)	CRE	23	15	43	81	1.05
3	21	Martinez Yinery (MB)	GUE	21	20	45	86	0.95
4	4	Fersola Marianne (MB)	CRE	19	15	50	84	0.86
5	11	Gonzalez Geraldine (MB)	MIR	17	17	19	53	0.85
6	9	Hinojosa Aangelica (MB)	GUE	17	26	45	88	0.77
7	8	Arias Candida (MB)	CAR	17	26	46	89	0.71
8	14	Jimenez Mariela (MB)	MIR	10	35	28	73	0.50
9	3	Eve Lisvel (WS)	CAR	11	14	19	44	0.46
10	14	Rivera Priscila (WS)	CAR	9	18	20	47	0.38
Total Tournament				256	393	637	1,286	5.82



Best Servers

Rk	No	Name	Team	Aces	Faults	Serve Hits	Total Attempts	Avg. by set
1	22	Gonzalez Lopez Gaila Celenia (OP)	CRE	15	18	72	105	0.68
2	3	Eve Lisvel (WS)	CAR	6	8	87	101	0.25
3	13	Moareno Erasma (WS)	GUE	5	14	63	82	0.23
4	14	Rivera Priscila (WS)	CAR	5	6	82	93	0.21
5	4	Feliz Yanlis (OP)	MIR	4	12	40	56	0.20
6	19	Binet Ana Y. (WS)	GUE	4	-	86	90	0.18
7	21	Martinez Yinery (MB)	GUE	4	13	52	69	0.18
8	8	Arias Candida (MB)	CAR	4	12	60	76	0.17
9	7	De la Rosa Camila (S)	MIR	3	4	49	56	0.15
10	5	Rodriguez Yaneirys (WS)	MIR	3	13	47	63	0.15
Total Tournament				82	250	1,563	1,895	1.86





Best Diggers

Rk	No	Name	Team	Digs	Faults	Receptions	Total Attempts	Avg. by set
1	5	Castillo Brenda (L)	CRE	101	17	91	209	4.59
2	10	Martinez Larysmer (L)	GUE	58	21	63	142	2.64
3	2	Fernandez Winifer (L)	CAR	62	23	71	156	2.58
4	19	Binet Ana Y. (WS)	GUE	54	20	69	143	2.45
5	5	Rodriguez Yaneirys (WS)	MIR	42	33	53	128	2.10
6	3	Eve Lisvel (WS)	CAR	34	15	57	106	1.42
7	14	Rivera Priscila (WS)	CAR	28	20	59	107	1.17
8	4	Feliz Yanlis (OP)	MIR	23	16	43	82	1.15
9	12	Guillen Madeline (WS)	CRE	24	15	42	81	1.09
10	13	Moareno Erasma (WS)	GUE	22	13	42	77	1.00
Total Tournament				656	418	1,281	2,355	14.91



Best Setters

Rk	No	Name	Team	Running Sets	Faults	Still Sets	Total Attempts	Avg. by set
1	14	Perez Flores Yokaty (S)	CRE	46	6	440	492	2.09
2	6	Dominguez Camil (S)	CAR	50	9	516	575	2.08
3	7	De la Rosa Camila (S)	MIR	24	8	490	522	1.20
4	12	Fis Mota Jholelisa (S)	GUE	26	14	578	618	1.18
5	11	Gonzalez Juana (S)	CRE	3	1	29	33	0.14
6	12	Guillen Madeline (WS)	CRE	1	-	17	18	0.05
7	5	Castillo Brenda (L)	CRE	1	2	114	117	0.05
-	1	Liberato Mia (WS)	GUE	-	-	-	-	
-	1	Vargas Annerys (MB)	CAR	-	-	14	14	
-	2	Fernandez Winifer (L)	CAR	-	-	58	58	
Total Tournament				151	58	2,687	2,896	3.43



Best Receivers

Limit: 20.00%


Rk	No	Name	Team	Excellents	Faults	Serve Receptions	Total Attempts	Eff. %
1	5	Castillo Brenda (L)	CRE	66	4	46	116	53.45
2	5	Rodriguez Yaneirys (WS)	MIR	45	2	48	95	45.26
3	19	Binet Ana Y. (WS)	GUE	56	6	68	130	38.46
4	10	Martinez Larysmer (L)	GUE	61	5	99	165	33.94
5	2	Fernandez Winifer (L)	CAR	53	5	93	151	31.79
6	13	Heredia Flormarie (WS)	MIR	41	7	68	116	29.31
7	13	Moareno Erasma (WS)	GUE	36	8	73	117	23.93
8	1	Rodriguez Raquel (L)	MIR	40	7	92	139	23.74
9	3	Eve Lisvel (WS)	CAR	39	11	86	136	20.59
10	14	Rivera Priscila (WS)	CAR	28	6	87	121	18.18
Total Tournament				545	86	1,013	1,644	27.92





P-5 VOLLEYBALL • Players ranking by skills

Liga de Voleibol Superior 2018



Best Liberos

Rk	No	Name	Team	Excellents	Faults	In play	Total attempts	Avg. by set
1	5	Castillo Brenda (L)	CRE	167	21	137	325	7.59
2	10	Martinez Larysmer (L)	GUE	119	26	162	307	5.41
3	2	Fernandez Winifer (L)	CAR	115	28	164	307	4.79
4	1	Rodriguez Raquel (L)	MIR	59	28	126	213	2.95
5	15	Suarez Pamela (L)	MIR	17	2	13	32	0.85
6	20	Martinez Brayelin (WS)	CAR					
7	16	Paniagua Chantal (WS)	CRE		1	3	4	





P-6 VOLLEYBALL • Teams ranking by skills

Liga de Voleibol Superior 2018



Best Spikers

Limit: 15.00%

Rk	Team	Spikes	Faults	Shots	Total Attempts	Succ. %
1	CRE Cristo Rey VC	264	100	366	730	36.16
2	CAR Caribenass VC	281	112	409	802	35.04
3	GUE Guerreras VC	238	100	465	803	29.64
4	MIR Mirador VC	204	108	387	699	29.18
Total Tournament		987	420	1,627	3,034	32.53




Best Blockers

Rk	Team	Kill Blocks	Faults	Rebounds	Total Attempts	Avg. by set
1	CAR Caribenass VC	86	113	177	376	3.58
2	CRE Cristo Rey VC	63	84	155	302	2.86
3	MIR Mirador VC	55	85	127	267	2.75
4	GUE Guerreras VC	52	111	178	341	2.36
Total Tournament		256	393	637	1,286	5.82



Best Servers

Rk	Team	Aces	Faults	Serve Hits	Total Attempts	Avg. by set
1	CRE Cristo Rey VC	25	67	412	504	1.14
2	MIR Mirador VC	19	71	290	380	0.95
3	GUE Guerreras VC	20	56	395	471	0.91
4	CAR Caribenass VC	18	56	466	540	0.75
Total Tournament		82	250	1,563	1,895	1.86



Best Diggers

Rk	Team	Digs	Faults	Receptions	Total Attempts	Avg. by set
1	CRE Cristo Rey VC	187	77	351	615	8.50
2	GUE Guerreras VC	186	114	301	601	8.45
3	MIR Mirador VC	132	121	276	529	6.60
4	CAR Caribenass VC	151	106	353	610	6.29
Total Tournament		656	418	1,281	2,355	14.91





P-6 VOLLEYBALL • Teams ranking by skills

Liga de Voleibol Superior 2018



Best Setters

Rk	Team	Running Sets	Faults	Still Sets	Total Attempts	Avg. by set
1	CRE Cristo Rey VC	51	11	633	695	2.32
2	CAR Caribenass VC	50	12	686	748	2.08
3	MIR Mirador VC	24	14	622	660	1.20
4	GUE Guerreras VC	26	21	746	793	1.18
Total Tournament		151	58	2,687	2,896	3.43



Best Receivers

Limit: 20.00%

Rk	Team	Excellents	Faults	Serve Receptions	Total Attempts	Eff. %
1	MIR Mirador VC	151	18	254	423	31.44
2	GUE Guerreras VC	157	23	258	438	30.59
3	CRE Cristo Rey VC	116	21	227	364	26.10
4	CAR Caribenass VC	121	24	274	419	23.15
Total Tournament		545	86	1,013	1,644	27.92

